

Overview - Public Entities Quarterly Reporting

Approved receipts

14.8

91.9%

Approved spending

14.8

91.7%

Surplus/(deficit)

(Blank)

- ☐ R billion
- ☒ R million
- ☐ R thousand

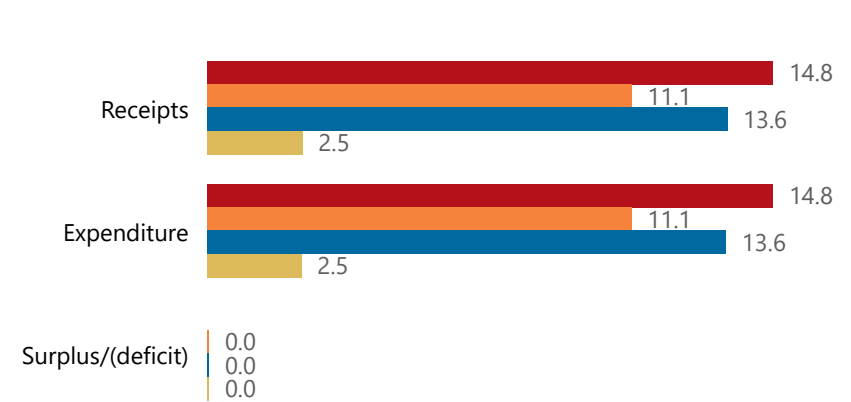


national treasury

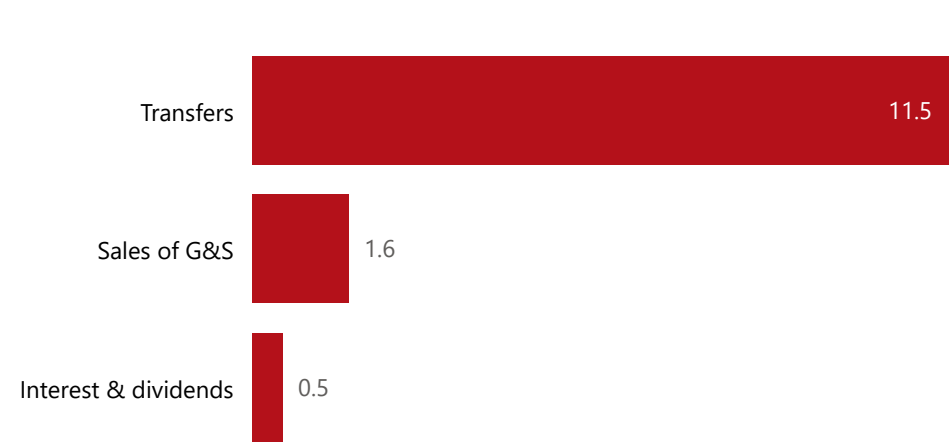
Department:
National Treasury
REPUBLIC OF SOUTH AFRICA

Consolidation

● Approved ● Forecast ● YTD ● Variance



Composition of receipts



Quarter

3

Cluster

Education and related

Department

Sport, Arts and Culture

Entity

Die Afrikaanse Taal Museum

Composition of spending



Functional grouping



Spending by PFMA schedule



Public Entities Receipts

Approved sales of G&S

2.3

69.8%

Approved transfers

12.1

94.9%



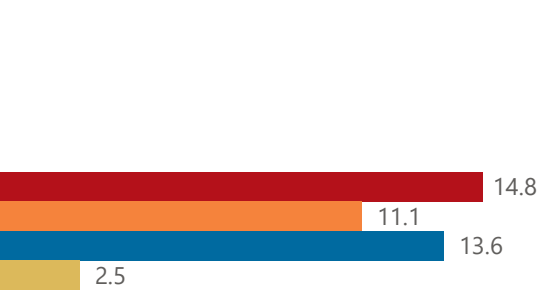
national treasury

Department:
National Treasury
REPUBLIC OF SOUTH AFRICA

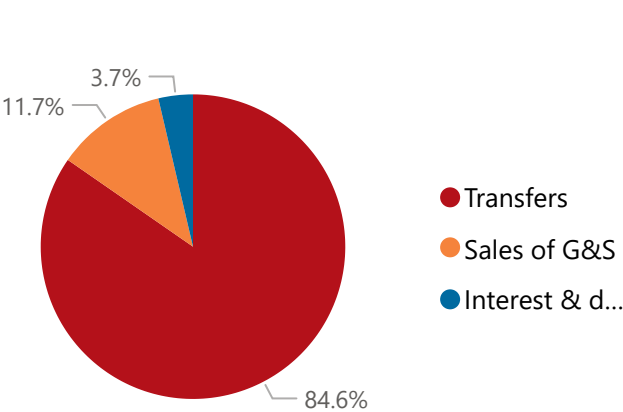
- ☐ R billion
- ☒ R million
- ☐ R thousand

Actual vs Forecast

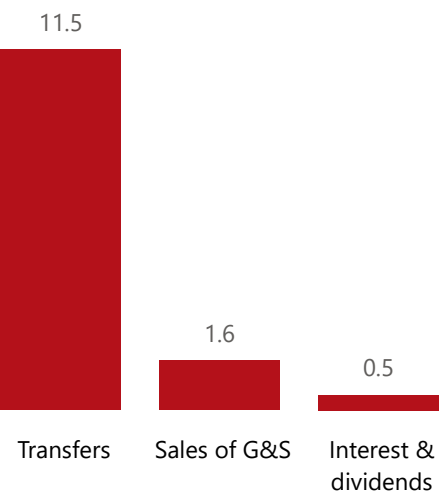
● Approved ● Forecast ● YTD ● Variance



Composition of receipts



Top receipts items



Quarter

3

Cluster

Education and related

Department

Sport, Arts and Culture

Entity

Die Afrikaanse Taal Museum

Top 5 Transfers



Departme... transfers

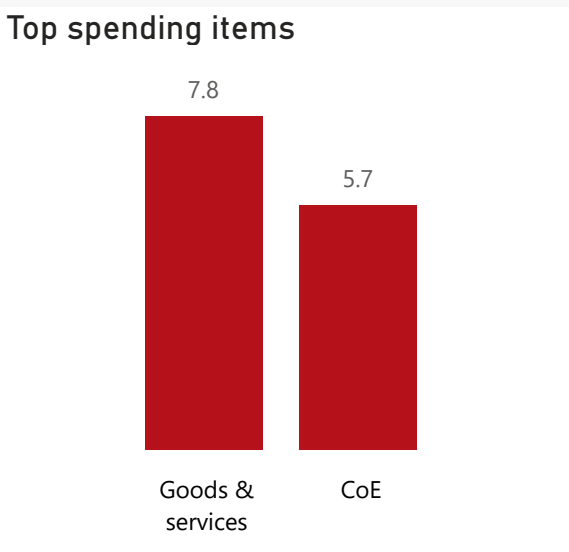
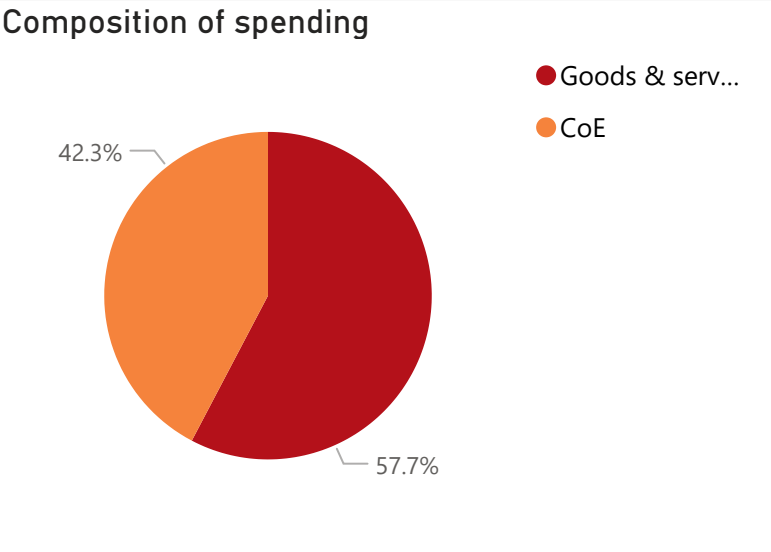
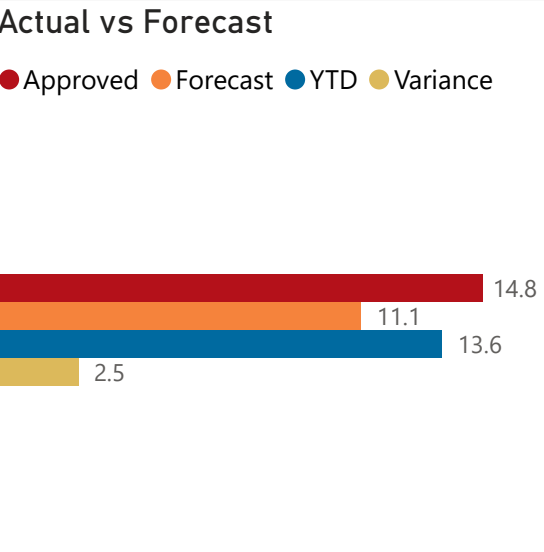
Receipts

Level 3	Approved	YTD	% YTD
Transfers	12.1	11.5	84.6%
Sales of G&S	2.3	1.6	11.7%
Interest & dividends	0.4	0.5	3.7%
Total	14.8	13.6	100.0%

Public Entities Spending

Approved CoE	Approved G&S	Approved transfers
8.270.1%	6.6118.4%	(Blank)(Blank)

- ☐ R billion
- ☒ R million
- ☐ R thousand



Capital assets

Spending			
Level 3	Approved	YTD	% YTD
⊕ Goods & services	6.6	7.8	57.7%
⊕ CoE	8.2	5.7	42.3%
Total	14.8	13.6	100.0%

Quarter

3

Cluster

Education and related

Department

Sport, Arts and Culture

Entity

Die Afrikaanse Taal Museum